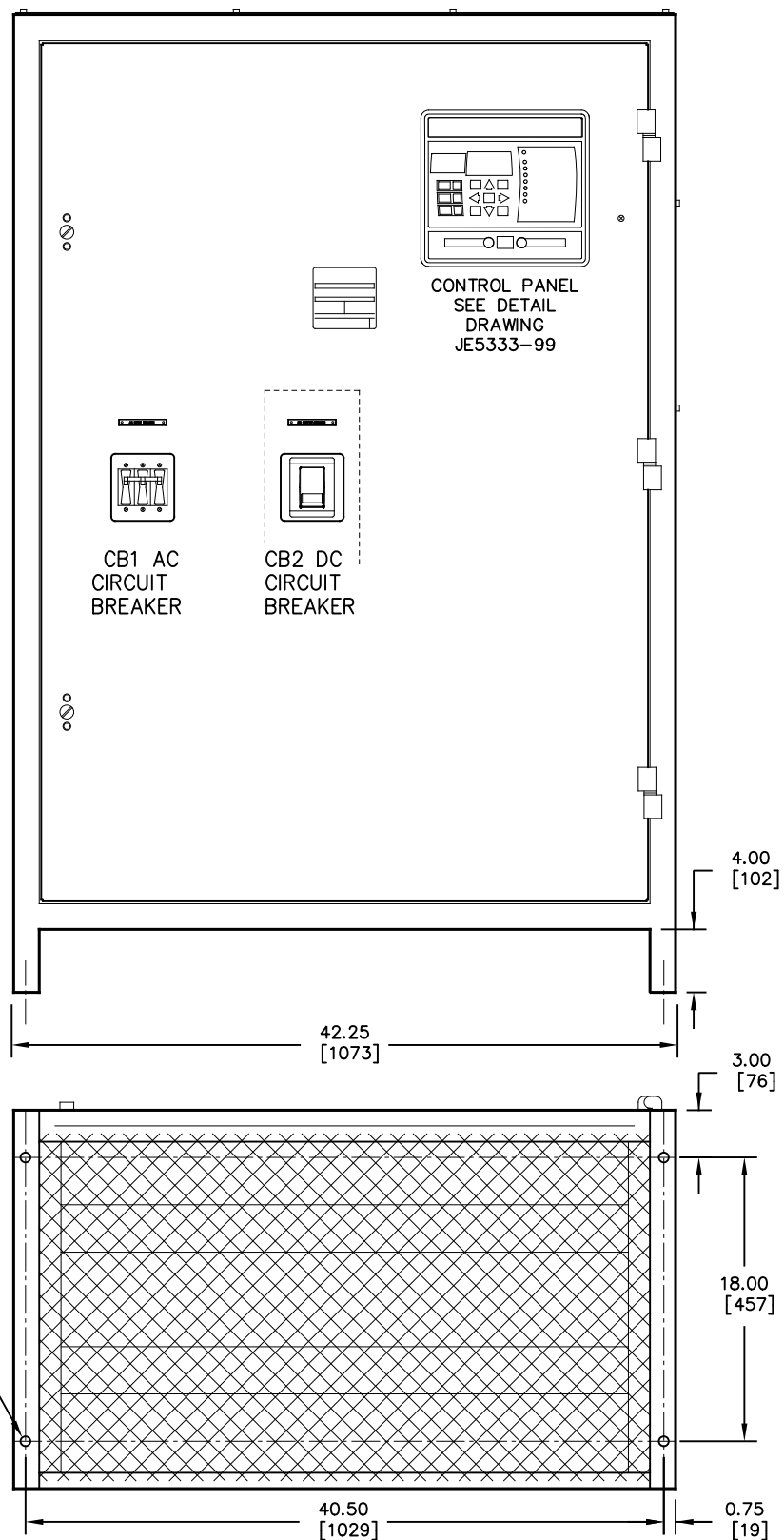
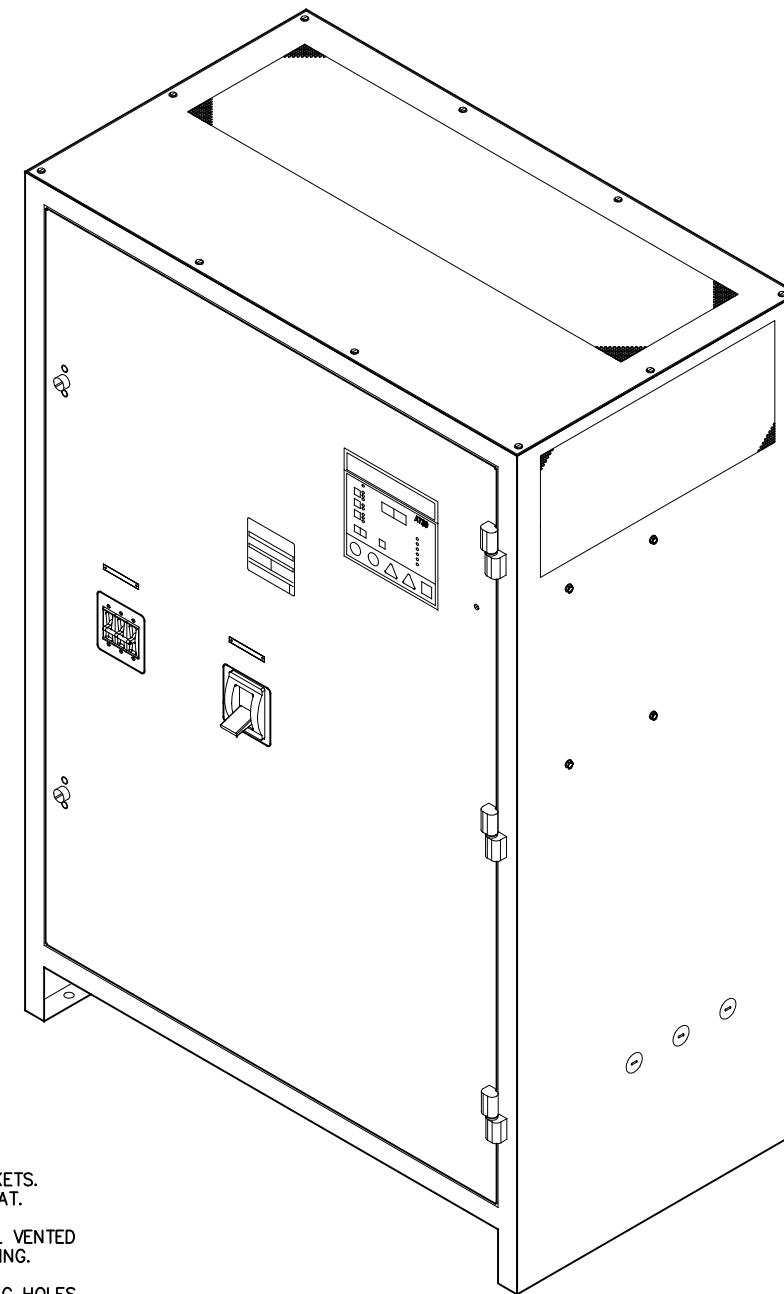
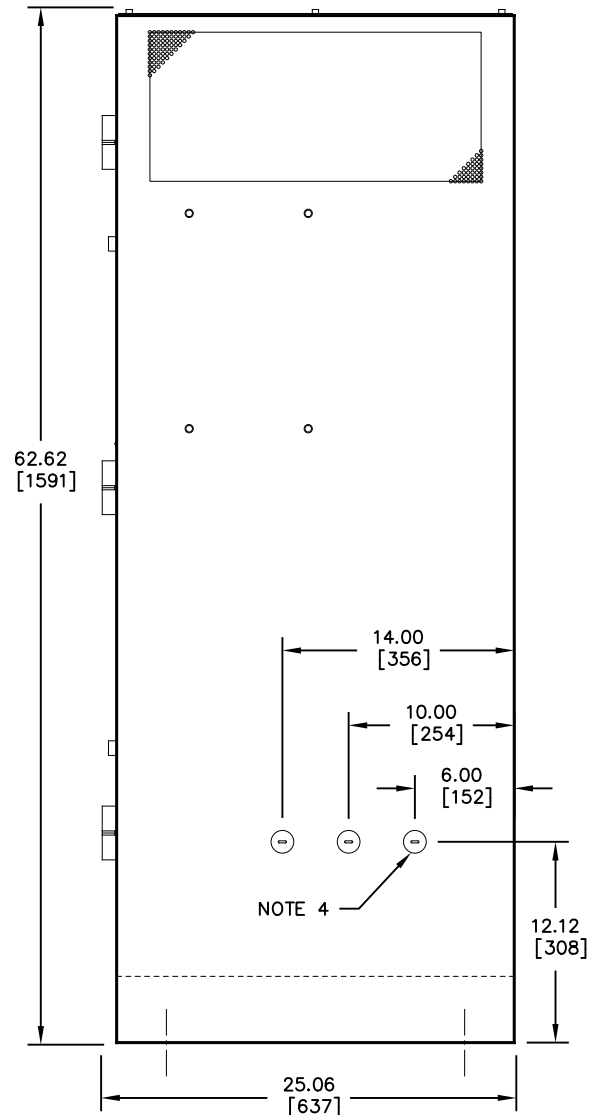


FRONT VIEW



SIDE VIEW



NOTES:

- 1) ENCLOSURE IS A NEMA TYPE 1 / IP20 TOP-VENTED STEEL CABINET WITHOUT GASKETS. FINISH IS ANSI-61 GRAY EPOXY POWDERCOAT.
- 2) ALLOW 12in / 305mm OF FREE AIR ON ALL VENTED SURFACES (TOP, SIDES & REAR) FOR COOLING.
- 3) FOUR (4) 0.625in / 16mm FLOOR-MOUNTING HOLES ARE PROVIDED ON BOTTOM OF ENCLOSURE AS SHOWN.
- 4) SIX (6) 1.31in / 33mm DIA STANDARD PRE-FAB CONDUIT KNOCKOUTS ARE PROVIDED AS SHOWN FOR 1in / 25mm CABLE ENTRY. BOTTOM CONDUIT ENTRY IS POSSIBLE THROUGH EXPANDED METAL UNDERSIDE. IF ADDITIONAL CONDUIT ENTRANCES ARE REQUIRED, ENCLOSURE SHOULD BE FIELD-MODIFIED BY INSTALLER.
- 5) BATTERY CHARGER SHIPPING WEIGHT: SEE PRODUCT LITERATURE.

NOTE 3

BOTTOM VIEW

DUAL DIMENSIONS in mm

REV. 0	DRN BY KJB	CHK BY MCR	APP BY MCR	DATE 11/19/19	DRN BY KJB	DATE 11/19/19
DESCRIPTION				CHK BY MCR	DATE 11/19/19	TITLE
STANDARD DRAWINGS.				CHK BY MCR	DATE 11/19/19	ATEVO BATTERY CHARGER OUTLINE: NEMA-1 STYLE-163 ENCL
						<b>B</b> SCALE NTS DWG No JE5361-00



**HINDLEPOWER**

1075 Saint John Street  
Easton, PA 18042-6661  
PH 610-330-9000 FAX 610-330-8510  
www.hindlepowerinc.com

REV 0 SHEET 1 OF 1