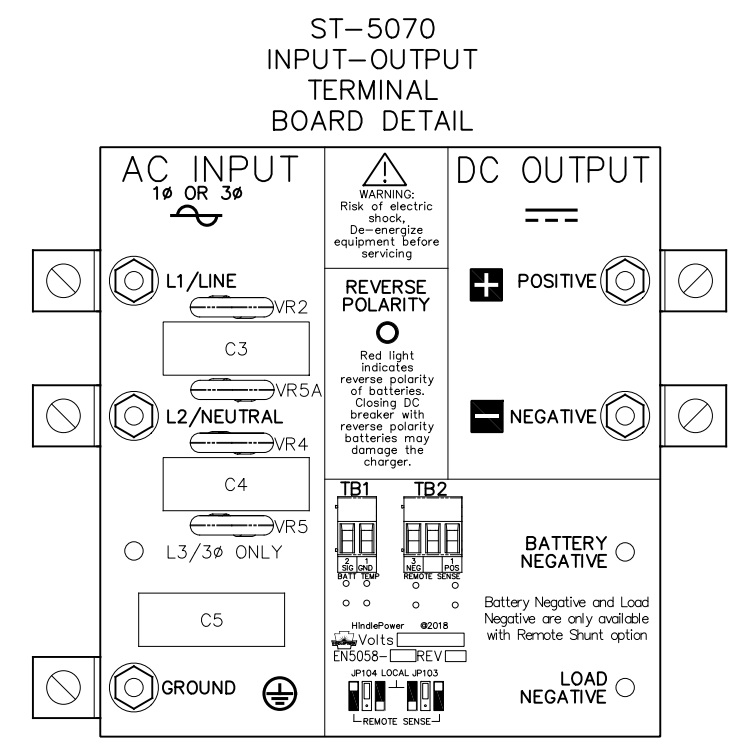
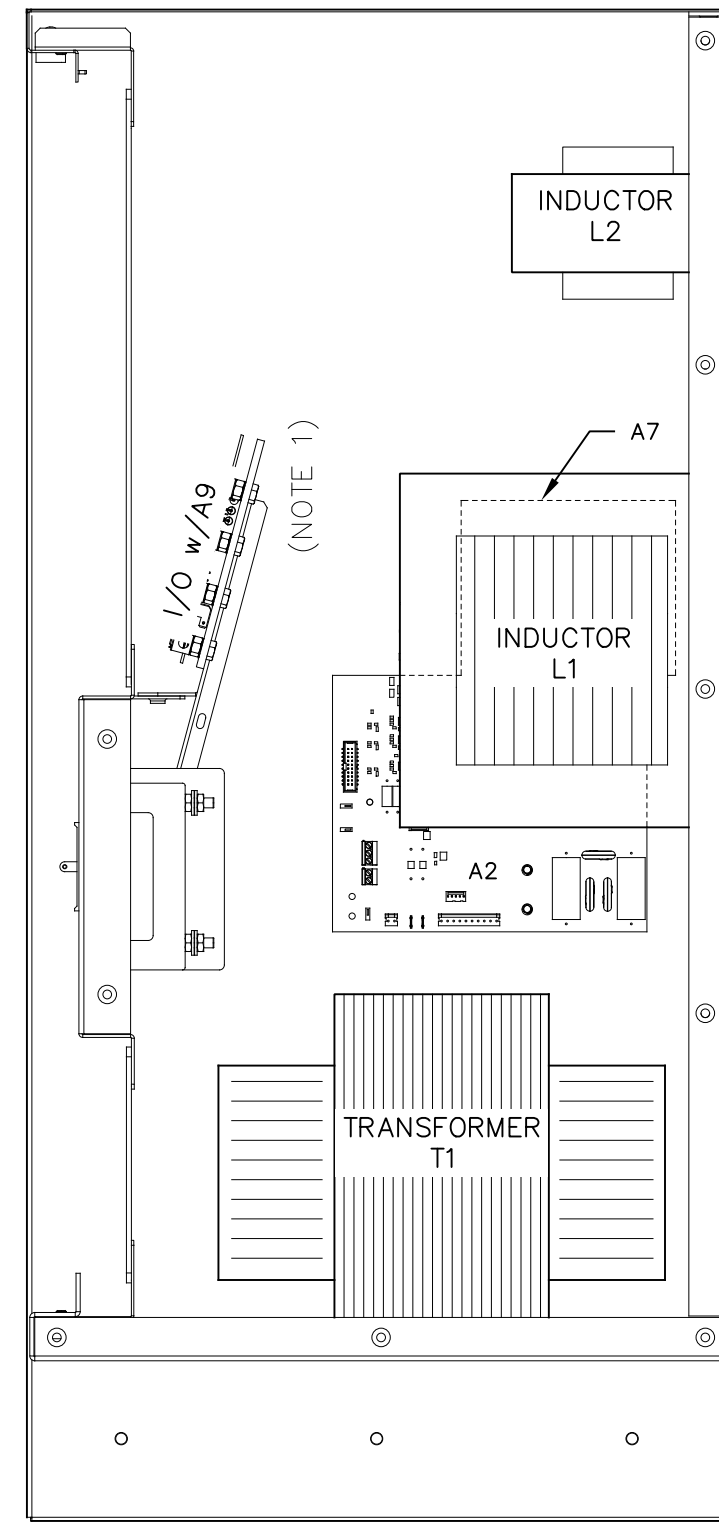
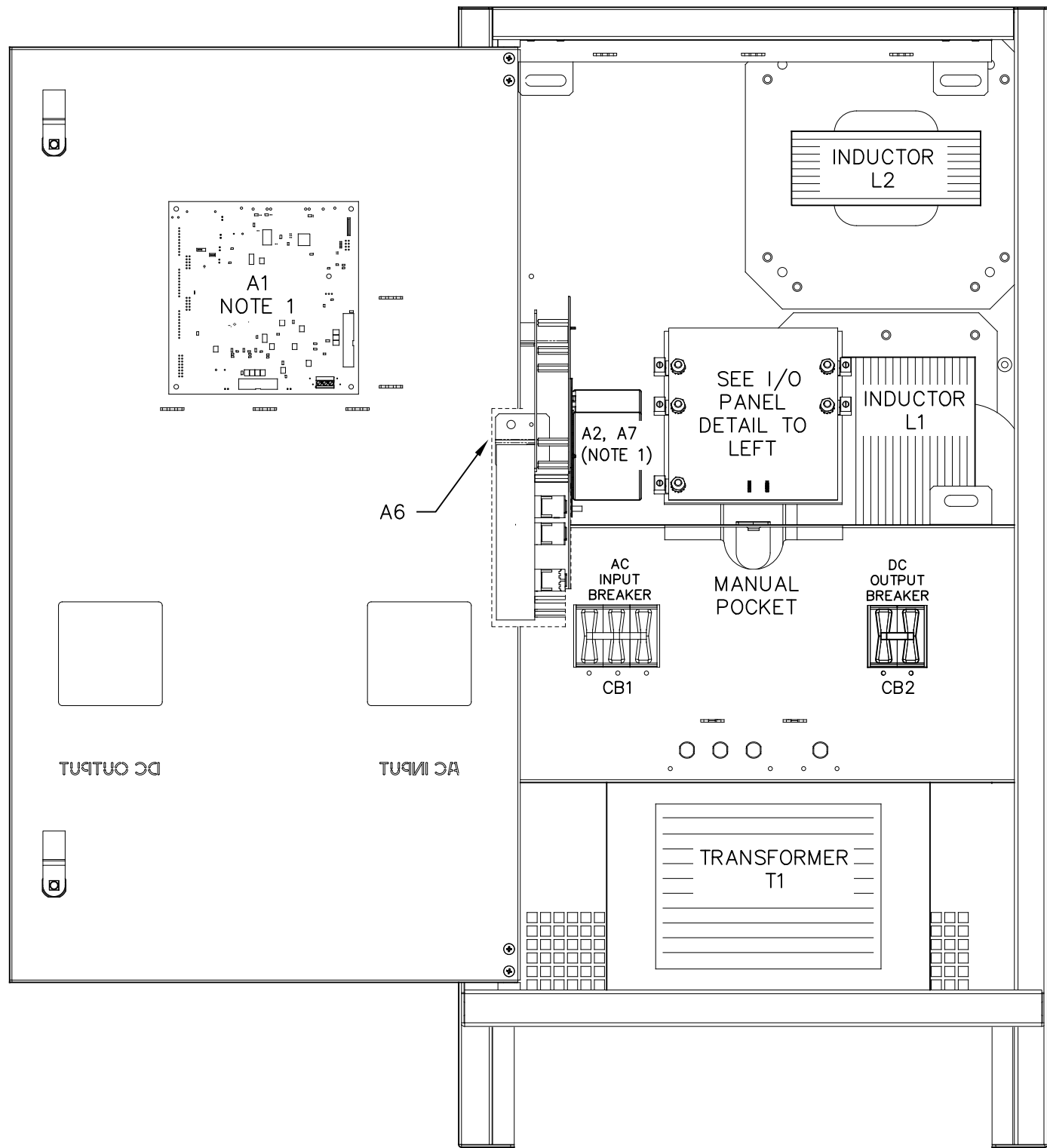


SYM STANDARD COMPONENT DESCRIPTION

- A1 MAIN CONTROL PC BOARD
- A2 POWER BOARD
- A6 RECTIFIER ASSEMBLY
- A7 CAPACITOR BOARD
- A9 MOV PC BOARD
- CB1 AC INPUT CIRCUIT BREAKER (CD2)
- CB2 DC OUTPUT CIRCUIT BREAKER (CD2)
- L1 MAIN INDUCTOR
- L2 FILTER INDUCTOR
- T1 POWER TRANSFORMER



MOV PC BOARD (A9)

I/O TERMINAL	DESCRIPTION - TYPE	CONNECTION
I/O (+/-)	POS/NEG OUTPUT TERMINALS - CU-ALUMINUM COMPRESSION LUG	#14-1/0 AWG
GND LUG	USER GROUND TERMINAL - CU-ALUMINUM COMPRESSION LUG	#14-1/0 AWG
I/O (L1/L2)	AC INPUT TERMINALS - CU-ALUMINUM COMPRESSION LUG	#14-1/0 AWG
TB1	BATTERY TEMPERATURE TERMINAL BLOCK	#22-14 AWG
TB2	REMOTE SENSE TERMINAL BLOCK	#22-14 AWG

NOTES:
1. FOR DETAIL VIEWS OF ALL PC BOARDS (A1, A2, etc.) SEE DRAWING JE53XX-00.

REV. 0	DRN BY KJB	CHK BY MCR	APP BY RDB	DATE 11/08/19	DRN BY KJB	DATE 11/08/19
DESCRIPTION: STANDARD DRAWINGS.				CHK BY MCR	DATE 11/08/19	
				APP BY RDB	DATE 11/08/19	

HINDLEPOWER

1075 Saint John Street
Easton, PA 18042-6661
PH 610-330-9000 FAX 610-330-8510
www.hindlepowerinc.com

TITLE: ATEVO BATTERY CHARGER
INTERNAL COMPONENT LAYOUT: STYLE-5070

B	SCALE: NTS	DWG No: JE5310-00	REV: 0	SHEET: 1 OF 1
----------	------------	-------------------	--------	---------------