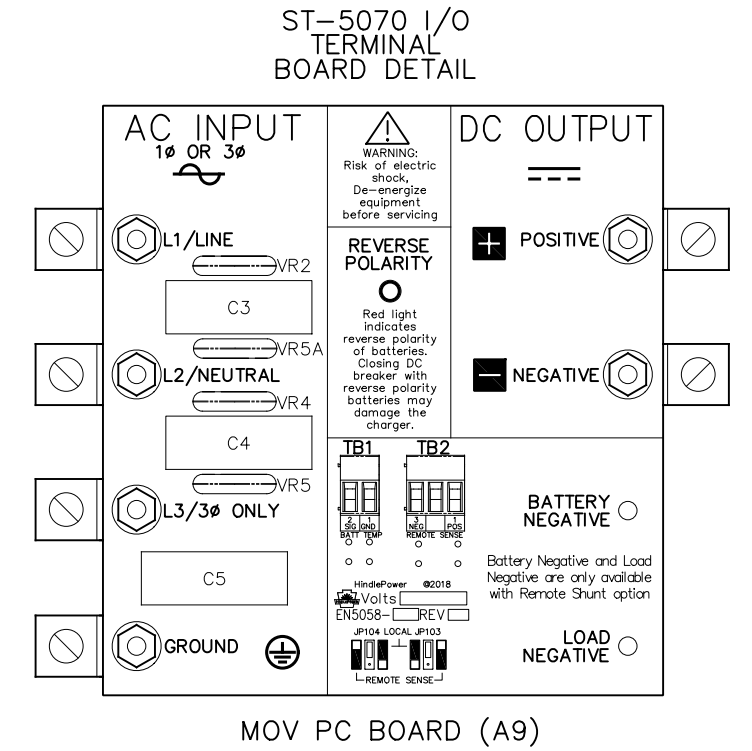
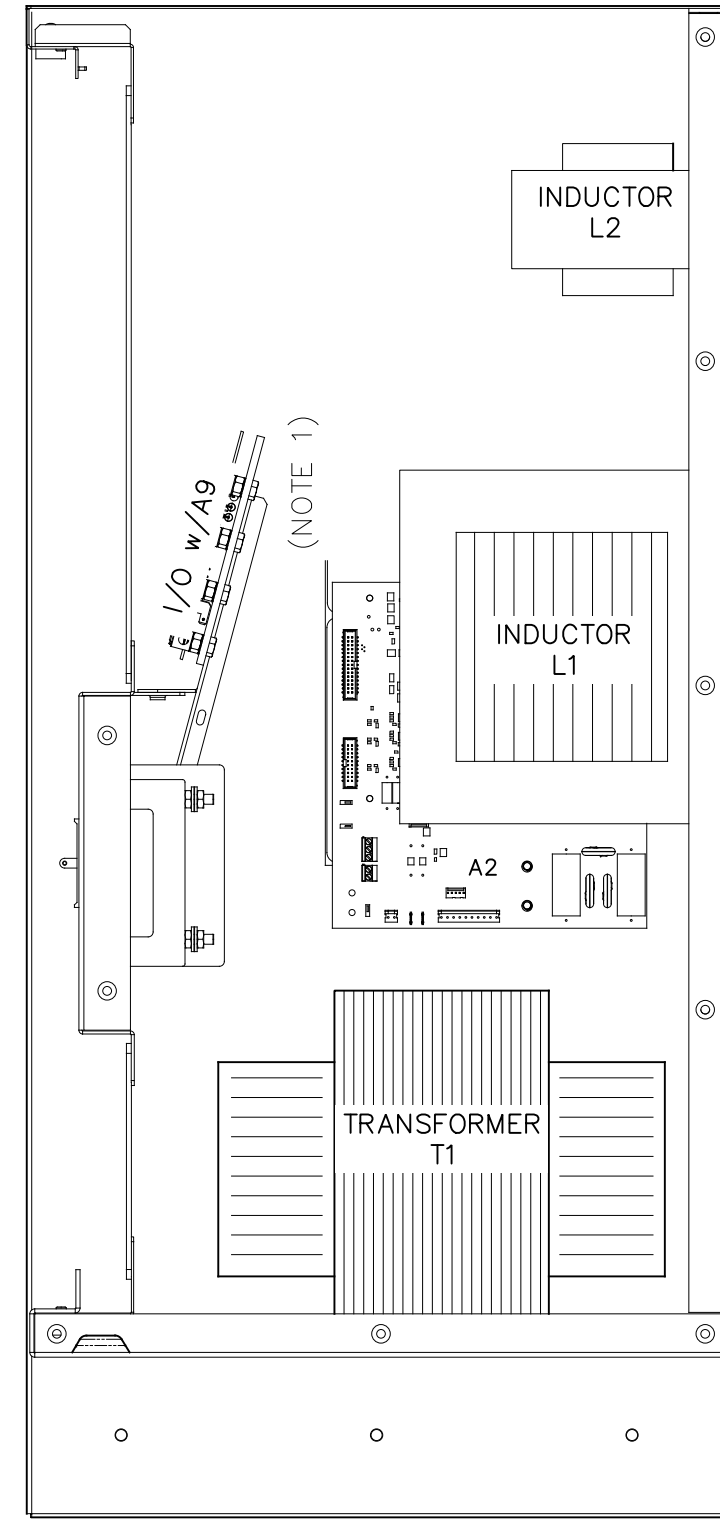
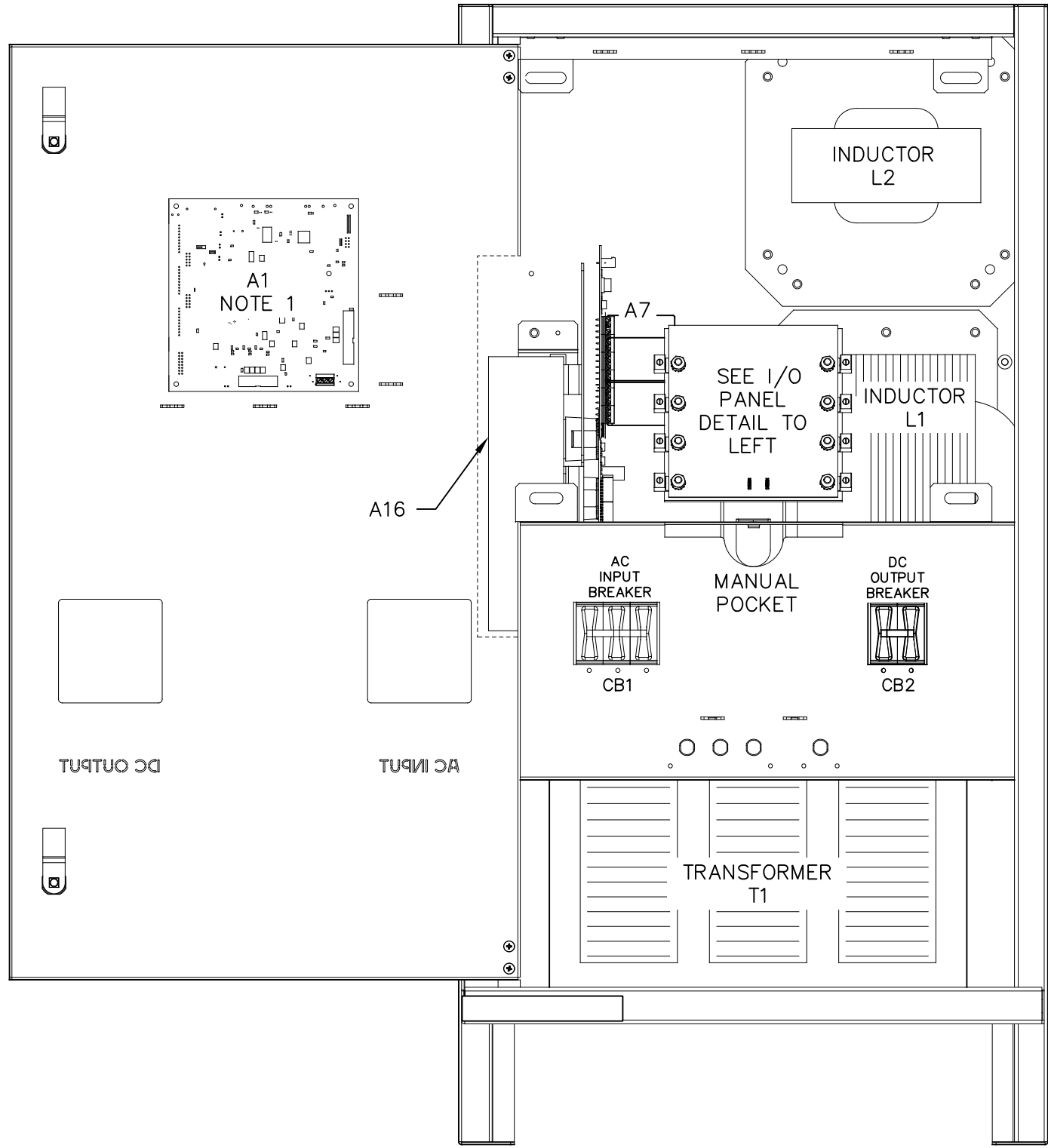


- A1 MAIN CONTROL PC BOARD
- A2 POWER BOARD
- A16 RECTIFIER H/S ASSEMBLY
- A7 CAPACITOR BOARD
- A9 MOV PC BOARD
- CB1 AC INPUT CIRCUIT BREAKER (BD2)
- CB2 DC OUTPUT CIRCUIT BREAKER (BD2)
- L1 MAIN INDUCTOR
- L2 FILTER INDUCTOR
- T1 POWER TRANSFORMER



I/O TERMINAL	DESCRIPTION - TYPE	CONNECTION
I/O (+/-)	POS/NEG OUTPUT TERMINALS - CU-ALUMINUM COMPRESSION LUG	#14-1/0 AWG
GND LUG	USER GROUND TERMINAL - CU-ALUMINUM COMPRESSION LUG	#14-1/0 AWG
I/O (L1/L2)	AC INPUT TERMINALS - CU-ALUMINUM COMPRESSION LUG	#14-1/0 AWG
TB1	BATTERY TEMPERATURE TERMINAL BLOCK	#22-14 AWG
TB2	REMOTE SENSE TERMINAL BLOCK	#22-14 AWG

NOTES:
 1. FOR DETAIL VIEWS OF ALL PC BOARDS (A1, A2, etc.) SEE DRAWING JE5213 - JE5333-00

REV. 0	DRN BY KJB	CHK BY MCR	APP BY RDB	DATE 11/05/19	DRN BY KJB	DATE 11/05/19
DESCRIPTION: STANDARD DRAWINGS.				CHK BY MCR	DATE 11/05/19	
				APP BY MCR	DATE 11/05/19	

HINDLEPOWER

1075 Saint John Street
 Easton, PA 18042-6661
 PH 610-330-9000 FAX 610-330-8510
 www.hindlepowerinc.com

ATEVO 3PH BATTERY CHARGER
INTERNAL COMPONENT LAYOUT: STYLE-5070
3Ø W/O OPTIONS

B SCALE NTS DWG No JE5332-00

REV 0 SHEET 1 OF 1