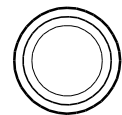
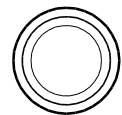


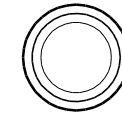
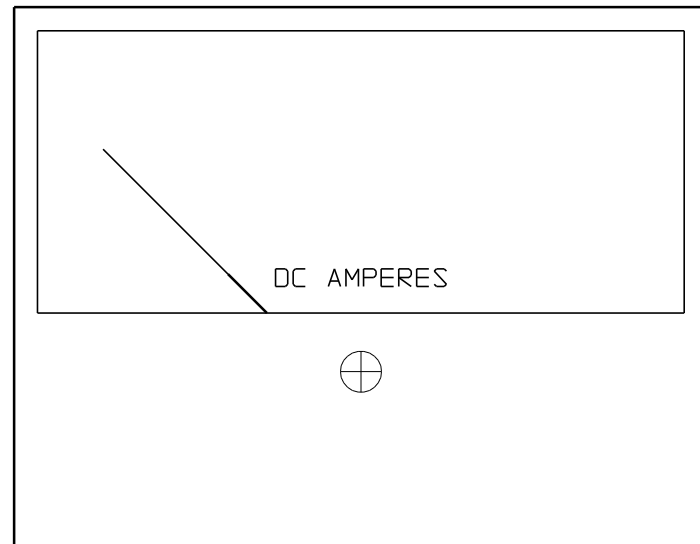
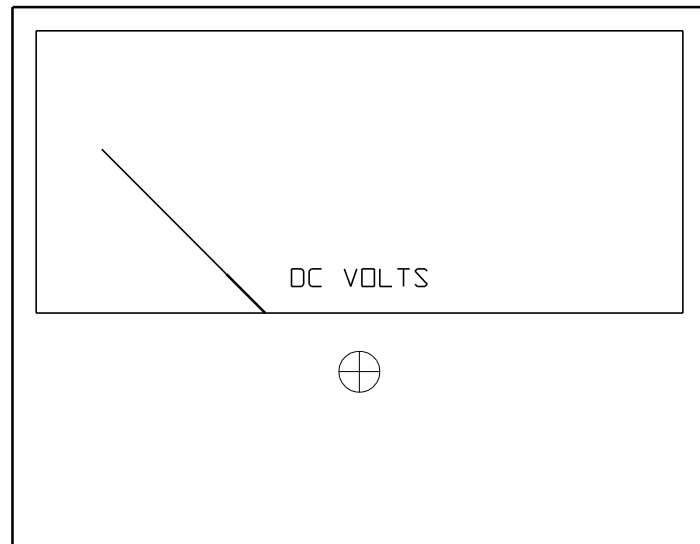
AC ON



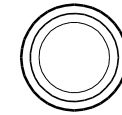
HIGH AC VOLTAGE



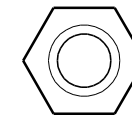
LOW AC VOLTAGE



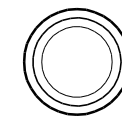
GND DET (+)



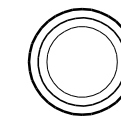
GND DET (-)



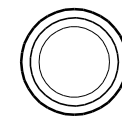
LAMP TEST



HIGH DC VOLTAGE



LOW DC VOLTAGE



CHARGER FAILURE

FLOAT



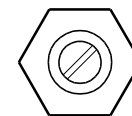
ADJUST

EQUALIZE



FLOAT

EQUALIZE



ADJUST

NOTES:

1) THIS INSTRUMENT PANEL SHOWS THE INDICATOR LIGHTS AND SWITCHES SUPPLIED WITH THE COMBINED ALARM STATUS MONITOR (CASM) OPTION.

2) IF FEATURED ON THE CHARGER, THE FOLLOWING ITEMS ARE SHOWN ON THE BATTERY CHARGER OUTLINE DRAWING:

- AC CIRCUIT BREAKER (CB1)
- DC CIRCUIT BREAKER (CB2)
- AC FUSES RATED 30A OR LOWER (F3-F5)
- DC FUSES RATED 30A OR LOWER (F1-F2)
- AUTO-EQUALIZE TIMER
- OTHER MISCELLANEOUS CIRCUIT BREAKERS AND METERS

					THIRD ANGLE PROJECTION		1075 Saint John Street Easton, PA 18042-6661 PH 610-330-9000 FAX 610-330-8510 www.hindlepowerinc.com
2	E1155	022803		DRAWN BY	MCR	072501	TITLE
1	E0877	071002	MCT	APPROVED	MCT	072601	SCR/SCRF SERIES BATTERY CHARGER INSTRUMENT PANEL DETAIL (OPTIONAL)
0	E0512	072501	MCT	UNLESS OTHERWISE NOTED DIMENSIONS ARE IN INCHES. TOLERANCES ARE:			DRAWING No
REV	ECN No	DATE	APP				JE0260-37
				SCALE	NTS	PART No	REV 2
						JE0260-37	B
				SHEET	1	OF	1